

TIMBER XL

COLLECTION



Wayne Tile
Company

waynetile.com

TIMBER XL

Size


Available Colors

9x60


IVORY




ECRU




GREIGE



HONEY



NUT





ECRU



GREIGE



HONEY



IVORY



IVORY



NUT



THE HUB
SHELTER

NUT

TIMBER XL

TECHNICAL CHARACTERISTICS

Thickness	8.5 MM
Shade Variation	V3
Abrasion Resistance	Class V (Ecrú, Honey, Ivory) Class IV (Greige, Nut)
Frost Resistance	Yes
Stain Resistance ISO 10545/14	3
DCOF	≥0.42
Slip Resistance	R10
Hardness	7 Mohs
Water Absorption ISO 10545/3	<0.1%



Wayne Tile
Company

